

## COMMERCIAL


For high traffic areas, public facilities and large residential properties where security, aesthetics and superior strength are most important, choose our Commercial-grade fencing.



BLACK COMMERCIAL MADRID




ARCH MADRID DRIVE



WHITE STRATFORD WITH CIRCLES



BLACK TAHOE



BLACK STRATFORD WITH CIRCLES

DISTRIBUTED BY:

WOOD & VINYL PRODUCTS  
**INTERSTATE**

## PREMIER ALUMINUM FENCING



WOOD & VINYL PRODUCTS  
**INTERSTATE**

# RESIDENTIAL

The Residential line is a perfect choice for pool enclosures and perimeter fencing. Matching gates are available in widths of 36", 42", 48", 60" and 72" and feature our patented self-closing hinges.



BLACK RESIDENTIAL GUARDIAN ELBA




BLACK RESIDENTIAL INNSBRUCK



WHITE RESIDENTIAL ELBA WITH BALL CAPS



BLACK RESIDENTIAL ARCH DORIA



# AERO

The Aero line offers beauty, versatility and is recognized for the light appearance of residential grade with much of the strength of our commercial grade. Post spacing is every eight feet for enhanced visibility.



SANDSTONE AERO ELBA



BLACK AERO ARCH AVALON GATE



BLACK AERO ARCH DORIA GATE



BLACK AERO GUARDIAN DORIA